



LAMP

THE SIMPLE BEAUTY

DESIGNER Sophia



OpenDesign
www.downloadopendesign.com

MATERIALS



Bamboo

Φ135~150mm
2700mm



Rubber hose

8*490mm



LED Strip

4mm*2pieces
12V, hard



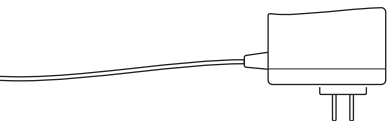
Cable

transparent
>5000mm



Wire

Plastic-covered
Φ1.5*6000mm



Transformer

from 220V to 12V



Switch

60*25*17mm

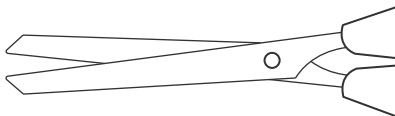
TOOLS

Electrodrill

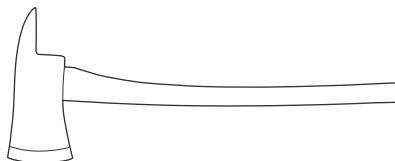
Φ2 / 5 / 8mm



Scissors



Ax



Saw



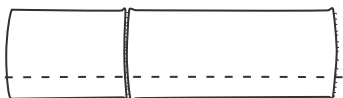
Electric iron

& Tin solder



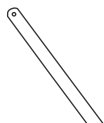
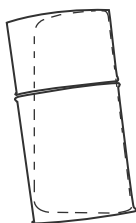
STEP 1

cut the bamboo
into 2/3



remove the node,
both inside & outside

cut the corner,
both sides

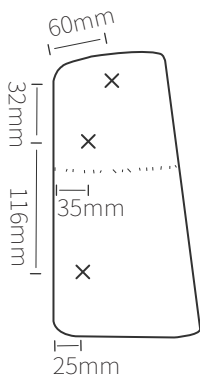


sand the corners,
make them smooth

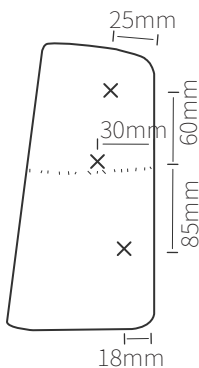




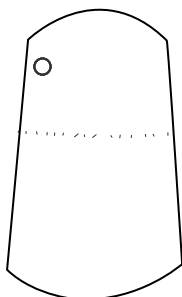
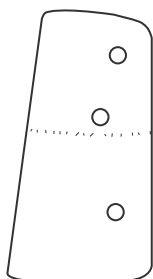
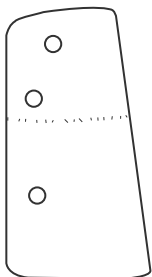
drill $\Phi 8\text{mm}$ holes at the
X places, one side.



drill $\Phi 8\text{mm}$ holes at
the X places, another side.

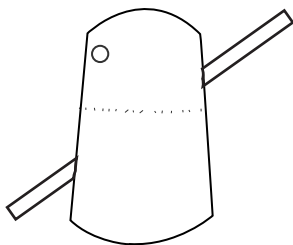
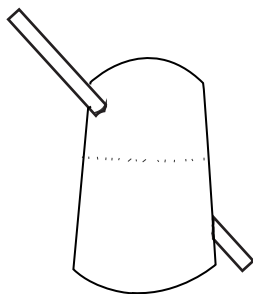
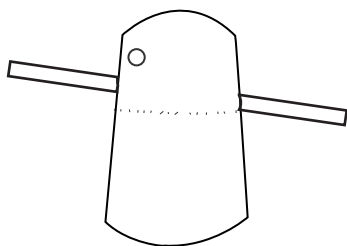
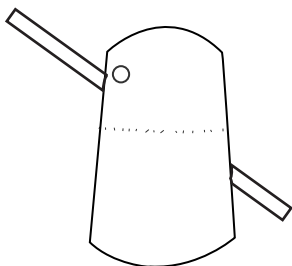


MAIN BODY COMPLETED



CONGRATULATION!

Now you got your own lamp



If you meet some problems when building this lamp
please contact us
915910979@qq.com



OpenDesign
www.downloadopendesign.com